

## HOW TO MAKE PAYMENT USING PAYARENA WEB

You are expected to login to your account and generate an invoice. After generating an invoice, Click on “Pay Now on PAYARENA” button. You would be redirected to the payarena website.

The screenshot shows a web browser window with the URL `portal.sashtgwadabawa.edu.ng/std_application/revenue_receipt.php?mabidi=fauzanz`. The page title is "Online Portal" with a tagline "...health for all is our goal".

On the left, there is a "Home" button and a "Payment Options" section featuring logos for PayAttitude, VISA, MasterCard, and payarena. Below this is a "Bank Branches" button.

The main content area displays an "INVOICE GENERATED SUCCESSFULLY" message. Below this is a table with the following data:

SN	Payment Reference ID	Description	Amount	Status	Action
1	fauzanzAP383238	0521106001-12020606 - Application for Admission	5000	Not Paid	Pay Now
2	fauzanzPA103238	0521106001-1001000 - Portal Access Fee	1000	Not Paid	Pay Now

Below the invoice table is a "STUDENT'S DETAILS" section with the following information:

Name	ALMUSTAPHA, Fauzan Abdullahi
Username:	fauzanz
Phone Number:	09058591658
Email Address:	fauzanaliti@gmail.com
Programme Applying for:	Health Information Management Technician
Session:	2020/2021
Description:	0521106001-12020606 - Application for Admission

Below the student details is an "INVOICE PAYMENT SCHEDULES" table:

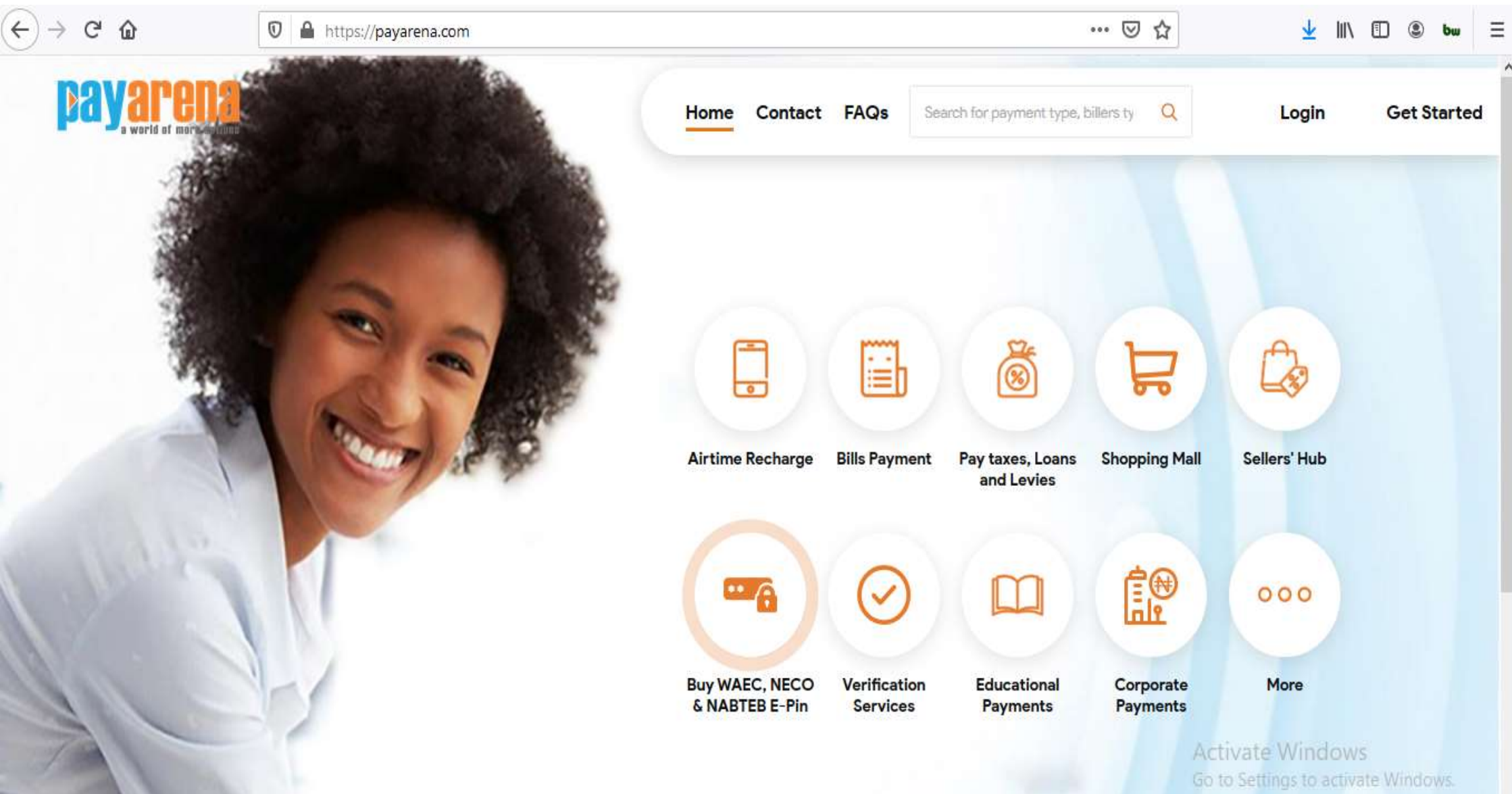
SN	FEE COMPONENT(S)	AMOUNT (₦)
1	Application for Admission	5000
2	Portal Access Fee	1000
		<b>Total 6000</b>

A pink box below the payment schedules contains the text: "Kindly note that, payment made is non-refundable."

At the bottom, there is a "Print" button and a green button labeled "Pay Now on PAYARENA". A tooltip box provides the following procedure: "Procedure: On Payarena Website >> Display More Options >> Click on Education >> Scroll Down and Select Your Institution >> Then Select Fee Option >> Enter Your Payment Reference ID and Email >> Then Click on Proceed to Make Your payment Online."

The footer contains the URL `https://www.payarena.com` and contact information: "For Enquiry or Support Send SMS to +234 706 580 8046 or Email to info@sashtgwadabawa.edu.ng".

Step 1: On the Payarena web page, click on Educational Payments button.



The screenshot shows the Payarena website interface. On the left, there is a large image of a smiling woman with curly hair. The website header includes the Payarena logo with the tagline "a world of more solutions". The navigation menu contains "Home", "Contact", and "FAQs", with "Home" underlined. A search bar is present with the placeholder text "Search for payment type, billers ty". To the right of the search bar are "Login" and "Get Started" buttons. The main content area features a grid of ten service icons, each with a label below it: "Airtime Recharge", "Bills Payment", "Pay taxes, Loans and Levies", "Shopping Mall", "Sellers' Hub", "Buy WAEC, NECO & NABTEB E-Pin", "Verification Services", "Educational Payments", "Corporate Payments", and "More". The "Educational Payments" button is highlighted with a thick orange border. In the bottom right corner, there is a "Activate Windows" watermark with the text "Go to Settings to activate Windows."

Step 2: Scroll down to locate your Institutional Name.



- Airtime Recharge >
- Bills Payment >
- Collections & Levies >
- Less >

Betting/Lottery >

Technology >

Cable Tv >

Religious Institutions >

**Education >**

Electricity >

Movie Tickets >

### Education











Pay all your bills from the comfort of your home

	ABRAHAM ADESANYA POLY.		GATEWAY ICT POLY.
	GATEWAY IND. AND PETRO-GAS INST.		ICAN
	OGUN INST. OF TECH.		MAPOLY

Activate Windows  
Go to Settings to activate Windows.

Step 3: Select your Institution by clicking on the Institution button.

Browser address bar: <https://www.payarena.com/app/transactions>

 JAMB	 COLLEGE OF AGRICULTURE, WURNO
 SULTAN ABDULRAHAMAN COLLEGE OF HEALTH TECHNOLOGY	 COLLEGE OF LEGAL AND ISLAMIC STUDIES
 COLLEGE OF NURSING SCIENCE	 SOKOTO STATE UNIVERSITY
 COLLEGE OF BASIC AND REMDIAL STUDIES	 UMARU SHINKAFI POLY
 WAEC	 SSCOE

Activate Windows  
Go to Settings to activate Windows.

Step 4: Click on the Select Education Products and the Fee item.

 🔍

Airtime Recharge >

Bills Payment >

Collections & Levies >

⦿⦿⦿ Less >

⦿⦿⦿ Betting/Lottery >

Technology >

⦿⦿⦿ Cable Tv >

⦿⦿⦿ Religious Institutions >

Education >

⦿⦿⦿ Electricity >

Movie Tickets >

⦿⦿⦿ Transport & Toll Payments >



## COLLEGE OF BASIC AND REMDIAL STUDIES

Pay all your bills from the comfort of your home

Education Products

Select Education Products ▼

FEES

Activate Windows  
Go to Settings to activate Windows.

Step 5: Fill-in the payer email address and the payment reference, then click on Proceed button.

The screenshot shows the payarena website interface. At the top, there is a navigation bar with the payarena logo, links for Home, Shopping, Contact, and FAQs, a search bar, and buttons for Login and Get Started. Below the navigation bar, there are several category buttons: Airtime Recharge, Bills Payment, Collections & Levies, Betting/Lottery, Technology, Cable Tv, Religious Institutions, Education (highlighted), Electricity, Movie Tickets, and Transport & Toll Payments. The main content area displays the details for a payment to the College of Basic and Remedial Studies. It includes a dropdown menu for Education Products set to 'FEES', an Email Address field with 'almustaphait@gmail.com', a Referrer Email Address field with 'almustaphait@gmail.com', and a Payment Ref field with 'aazPA100434'. At the bottom right, there is an orange 'Proceed' button and a blue 'Add to Personal Assistant' button. A Windows watermark is visible in the bottom right corner.


Step 6: Verify the payment details and click on proceed button, then you would be redirected to payment gateway.

← → ↻ 🔒 https://www.payarena.com/app/transactions ☆ ☆ 🏠 👤 ⋮

**payarena** a world of more options Home Shopping Contact FAQs Search for payment type, billers 🔍 Login Get Started

Airtime Recharge > Bills Payment > Collections & Levies > Less >

Betting/Lottery > Technology > Cable Tv > Religious Institutions > **Education >** Electricity > Movie Tickets > Transport & Toll Payments >

 **COLLEGE OF BASIC AND REMDIAL STUDIES**  
Pay all your bills from the comfort of your home

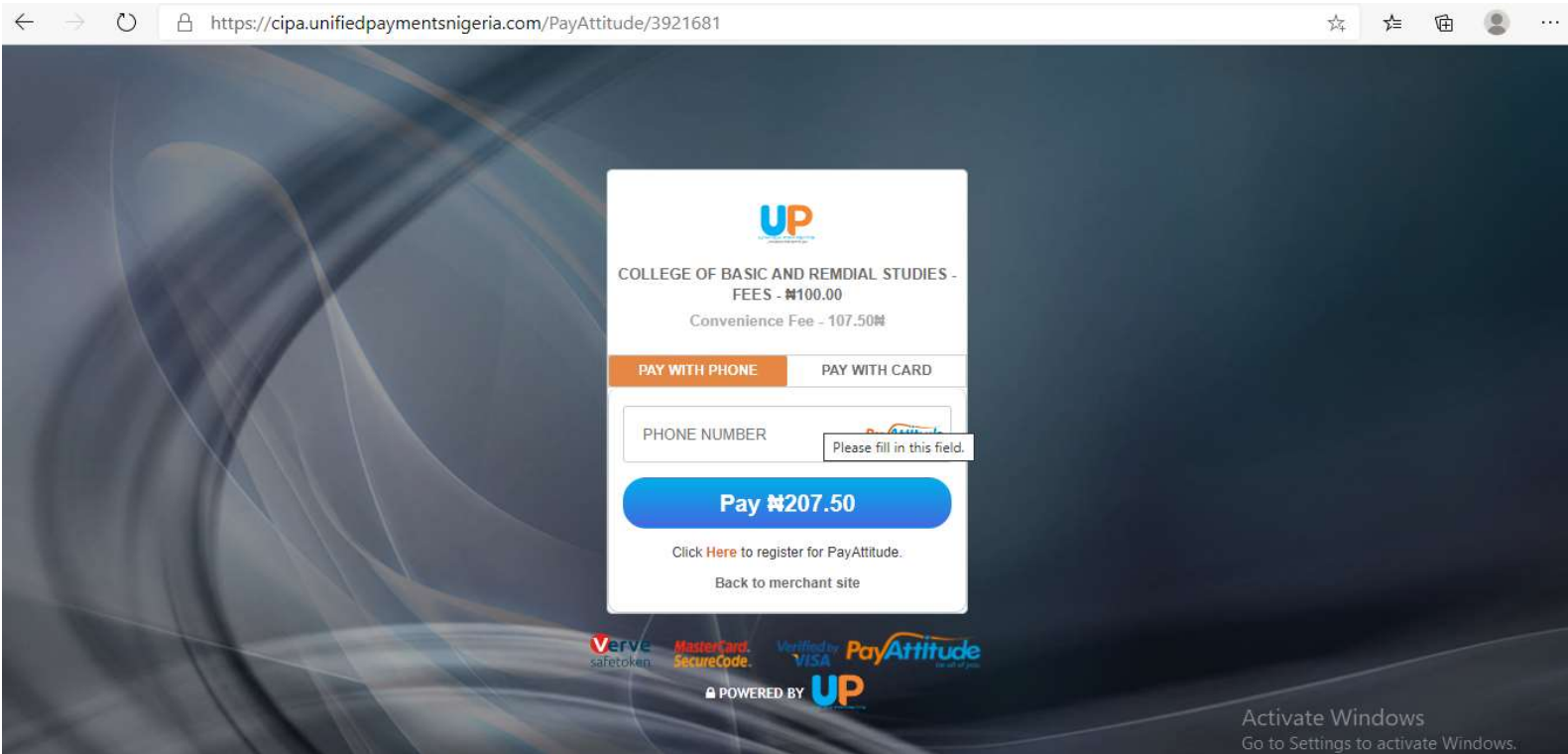
Description	Email Address
0517021002-1001000 - Portal Access Fi	almustaphait@gmail.com

Payment Ref	Amount
aazPA100434	100

Convenience Fee	Total Due
₦107.50	207.50

Activate Windows  
Go to Settings to activate Windows.

**Step 7:** On the payment gateway you can pay with phone number or debit card. Fill in the required information, verify OTP and make payment.



**Step 8:** Upon approval of your payment, login to or refresh your account to confirm your payment status. You will be able to proceed with your online activities once your payment is confirmed. You are advice to print your payment receipt for record purposes.